

ASEPTIQUICK® X CONNECTOR



AseptiQuick® X Large Format 1" Connectors provide quick and easy sterile connections for high flow applications, even in non-sterile environments. AseptiQuick X's "TWIST-PULL-TWIST" design enables users to quickly transfer large volumes of media easily with less risk of operator error. The connector's robust design provides reliable performance without the need for clamps, fixtures or tube welders. Biopharmaceutical manufacturers can now make 1" sterile connections with the quality and market availability they expect from the leader in single-use connection technology.

Features	Benefits
TWIST-PULL-TWIST Design	Intuitive three-step connection process reduces risk of operator error
Membrane Pull Tabs	Ensure simultaneous and secure removal of both membranes
Robust Construction	Repeatable and reliable performance with no additional hardware required
Integrated Lock Ring	Secures final connection preventing disassembly
Colder Click	Audible confirmation of completed assembly steps

Specifications

Pressure:

Up to 60 psi, 4.1 bar

Temperature:

39°F to 104°F (4°C to 40°C)

Sterilization:

Gamma Standard Version:

Up to 50kGy irradiation

AutoClave High Temp (HT) Version:

Up to 266°F (130°C) for 30 minutes

Termination Sizes:

3/4" and 1" ID hose barb (19.0mm and 25.4mm), 1-1/2" sanitary

Materials:

Main Components:

Polycarbonate (white), USP Class VI, ADCF

Lock Ring:

Polycarbonate (blue), USP Class VI, ADCF

Pull Tabs:

Polycarbonate (blue, standard version), USP Class VI, ADCF

Polycarbonate (white, HT version), USP Class VI, ADCF

Polycarbonate (white, HT version), USP Class VI, ADCF

Caps:

Polypropylene (clear), USP Class VI, ADCF

Seals:

Silicone (clear), platinum-cured, USP Class VI, ADCF

Membrane:

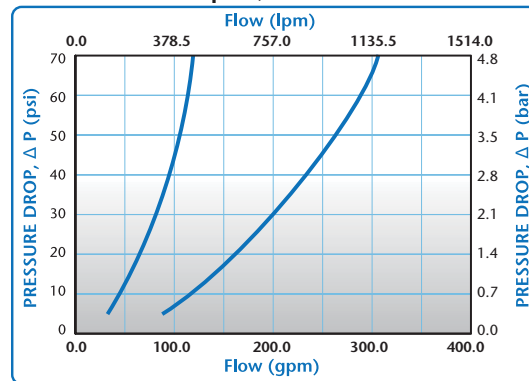
Polyethylene (standard version), USP Class VI, ADCF

Hydrophobic polyethersulfone (HT version), USP Class VI

Hydrophobic polyethersulfone (HT version), USP Class VI

Hydrophobic polyethersulfone (HT version), USP Class VI

AseptiQuick X Flow



This graph is intended to give you a general idea of the performance capabilities of each product line. The shaded area of the graph represents the operating range of the product family, i.e. upper and lower values are shown. Therefore, depending on the exact coupling configurations selected, you can reasonably expect values to fall within the shaded area.

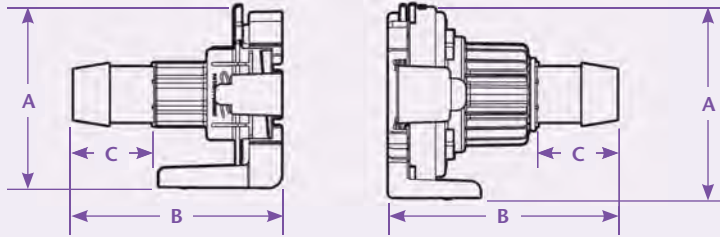
Distributed By

sani-tech west

1-800-726-4835
www.sani-techwest.com

Product Dimensions

- A = Height/Diameter (with cap)
- B = Total Length (with cap)
- C = Hose Barb Length



Coupling Bodies



POLYCARBONATE with Blue Pull Tabs

TERMINATION	PART NO.	A	B	C
3/4" HOSE BARB	AQX17012	3.54	3.93	1.50
1" HOSE BARB	AQX17016	3.54	4.04	1.53
1-1/2" SANITARY	AQX33024	3.54	4.18	1.73



POLYCARBONATE HT Version with White Pull Tabs

TERMINATION	PART NO.	A	B	C
3/4" HOSE BARB	AQX17012HT	3.54	3.93	1.50
1" HOSE BARB	AQX17016HT	3.54	4.04	1.53
1-1/2" SANITARY	AQX33024HT	3.54	4.18	1.73

COMING SOON!
COMING SOON!
COMING SOON!

Coupling Inserts



POLYCARBONATE with Blue Pull Tabs

TERMINATION	PART NO.	A	B	C
3/4" HOSE BARB	AQX22012	3.76	4.34	1.50
1" HOSE BARB	AQX22016	3.76	4.45	1.53
1-1/2" SANITARY	AQX44024	3.76	4.58	1.74



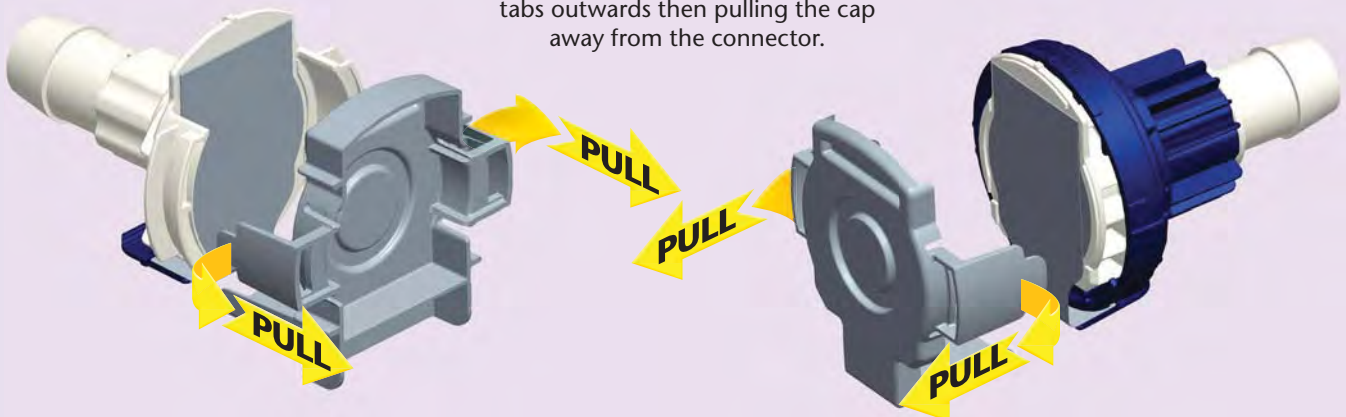
POLYCARBONATE HT Version with White Pull Tabs

TERMINATION	PART NO.	A	B	C
3/4" HOSE BARB	AQX22012HT	3.76	4.34	1.50
1" HOSE BARB	AQX22016HT	3.76	4.45	1.53
1-1/2" SANITARY	AQX44024HT	3.76	4.58	1.74

COMING SOON!
COMING SOON!
COMING SOON!

PRE-ASSEMBLY CAP REMOVAL


Remove caps by pulling the side tabs outwards then pulling the cap away from the connector.



TWIST-PULL-TWIST Assembly Procedure

1

Align male and female connectors using the START alignment feature of the blue lock ring with the rib indicator of the white body. Insert the two halves together.




2

Twist the blue lock ring clockwise (approximately 75°) until audible "Colder Click" is heard. Alignment of the small blue lock ring rib indicator with the white body's rib indicator confirms initial rotation is complete.




3

Snap the membrane pull tabs together and pull from connector.



4

Twist the blue lock ring clockwise until the final audible "Colder Click" is heard (90° from the initial starting point). Alignment of the long blue lock ring rib indicator with the white body's rib indicator confirms initial rotation is complete.



Connect with Colder Sterile Fluid Transfer





COLDER PRODUCTS COMPANY

Colder Products Company is the leader in the design and manufacture of single-use connection technology and connectors for the life sciences markets. Colder offers a wide variety of bioprocessing solutions including sterile connect, sterile disconnect, SIP connections and quick connects. Our innovative designs provide flexibility for biopharmaceutical manufacturers to easily combine multiple components, single-use or hybrid systems including process containers, tubing manifolds, transfer lines, bioreactors and other bioprocess equipment.

Robust and easy-to-use single-use connectors from Colder maintain flow path sterility and integrity while enabling biopharmaceutical manufacturers to improve production yields, decrease time-to-market and reduce costs. Colder is ISO 13485 certified and our products for bioprocessing applications are manufactured in an ISO Class 7 certified cleanroom.

For applications where reliability and sterility are a must, Connect with Colder.

Founded in St. Paul, Minn. in 1978, Colder offers more than 7,500 standard and custom products with offices in nine countries and distributor representation in North America, Europe, Asia, South America and Australia. Colder is a Dover company.



Colder Products Company
1001 Westgate Drive
St. Paul, Minnesota 55114
U.S.A.

Phone: +1 651-645-0091
Fax: +1 651-645-5404
Toll Free: 800-444-2474
info@colder.com
www.colder.com

Colder Products Company GmbH
Schmalweg 50
D-55252 Mainz-Kastel
Germany

Phone: +49-6134-2878-0
Fax: +49-6134-287828

cpcgmbh@colder.com
www.colder.com

Colder Products Company Limited
Flat B, 29/F, West Gate Tower,
7 Wing Hong Street,
Cheung Sha Wan,
Kowloon, Hong Kong
Phone: +852-2987-5272
Fax: +852-2987-2509

asiapacific@colder.com
www.colder.com

Distributed BY:



Call toll free 1-800-726-4835
or visit us at www.sani-techwest.com

Colder Patent Statement: Colder Products Company takes pride in its innovative quick disconnect coupling solutions, many of which have been awarded United States and International patents. Colder Products Company has a strong tradition of leadership in the quick disconnect market, and aggressively pursues and protects its proprietary information and intellectual property. In cases where it is practical and as a benefit to its customers, Colder Products Company has licensed its proprietary technology. Please contact Colder Products to discuss your unique needs.

CPC Warranty Statement: Colder Products Company warrants its products against defects in workmanship and materials a period of 12 months from the date of sale by Colder Products Company to its initial customer (regardless of any subsequent sale of the products). This warranty is void if the product is misused, altered, tampered with or is installed or used in a manner that is inconsistent with Colder Product Company's written recommendations, specifications and/or instructions, or fails to perform due to normal wear and tear. Colder Products Company does not warrant the suitability of the product for any particular application. Determining product application suitability is solely the customer's responsibility. Colder Products Company is not liable for special, indirect, incidental, consequential or other damages including, but not limited to, loss, damage, personal injury, or any other expense directly or indirectly arising from the use of or inability to use its products either separately or in combination with other products. ALL OTHER WARRANTIES EXPRESS OR IMPLIED, WHETHER ORAL, WRITTEN OR IN ANY OTHER FORM, INCLUDING BUT NOT LIMITED TO WARRANTIES OF MERCHANTABILITY OR FITNESS FOR A PARTICULAR PURPOSE, ARE EXPRESSLY EXCLUDED.

The sole and exclusive remedy under this warranty is limited, at the option of Colder Products Company, to replacement of the defective product or an account credit in the amount of the original selling price. All allegedly defective Colder Products Company products must be returned prepaid transportation to Colder Products Company, together with information describing the product's application and performance, unless otherwise authorized in writing by Colder Products Company.

WARNING: Due to the wide variety of possible fluid media and operating conditions, unintended consequences may result from the use of this product, all of which are beyond the control of Colder. It is the user's responsibility to carefully determine and test for compatibility for use with their application. All such risks shall be assumed by the buyer.